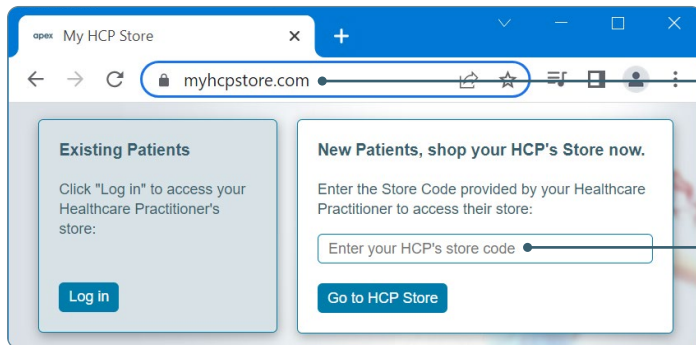


New Patient MyHCPstore.com Instructions

Follow the steps below to create a login and access your healthcare practitioner's webstore.

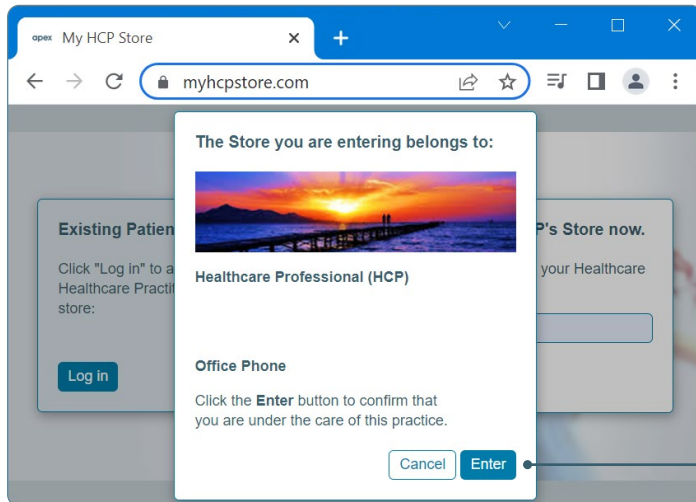


Creating a Webstore Login



1. Access your healthcare practitioner's webstore at: **www.MyHCPstore.com**.
2. Enter your practitioner's store code here. Then select the **Go to HCP Store** button.

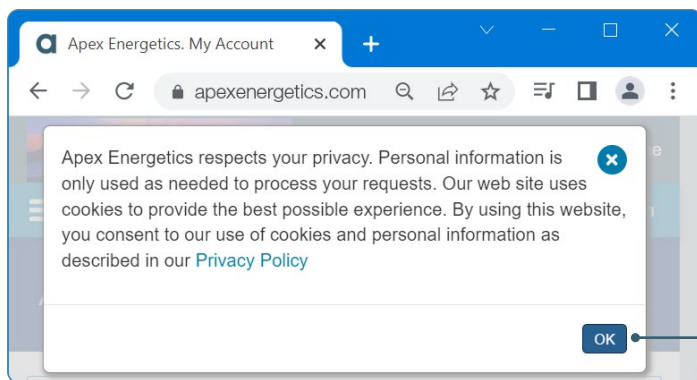
Make sure that the store code is spelled correctly and with no additional space, as these issues will prevent you from accessing the storefront.



Practitioner Name:
Store Code:
Office Phone:
Office Email:

3. Verify your practitioner's information and select the **Enter** button.

Creating a Webstore Login (continued)

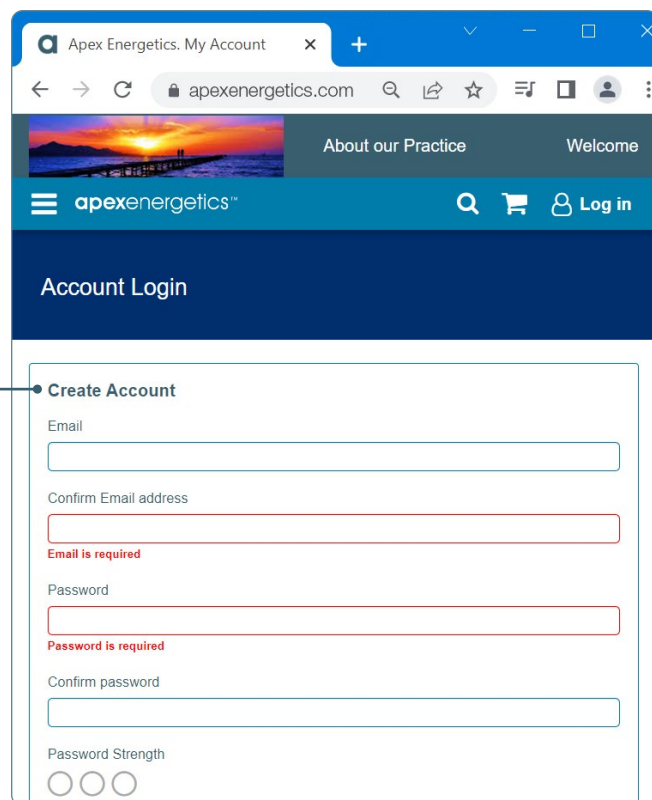


4. A message explaining Apex Energetics' Privacy Policy will appear. Select the **OK** button to proceed. To read the Privacy Policy in detail, click on the words *Privacy Policy*.

5. Create your account by completing the information in these fields.

Your password must contain the following:

- 8 characters
- An upper and lower case letter
- A number
- A special character (!,+,*,#,%)



6. Check this box to confirm that you have read, understand and agree to the webstore terms and conditions.

7. Check this box to receive order information and updates by email. Check the box below if you don't want to receive order information by email.

8. Select the **Submit** button to create your account and log into the webstore.

You must read and agree to the following Terms, Conditions, and Policies to create an account.

I have read, understand, and agree to the Retail Webstore Terms and Conditions, Arbitration Clause, and Privacy Policy.

Select one of the following email communication options:

I agree to receive order confirmations by email.

I do not wish to receive any emails.

Submit

To contact Customer Service, call **(855) 626-5352**